

Viola wittrockiana F₁
Highflyer™

The Mounding Must-Have for Spring and Fall



Highflyer™ Yellow Red Wing



Highflyer™ White

The Mounding Must-Have for Spring and Fall

- Mounding, globe shaped plant habit
- A multi-purpose, not day length sensitive Pansy
- Enormous, long-lasting flower power
- Suitable for premium pots and baskets
- BeGreen Primed – chemical and microplastics free priming

Viola wittrockiana F₁

Highflyer™



White
X 2571 / E



Yellow
X 2501 / E



Yellow Red Wing
X 2511 / E



Mix
X 2700 / E



Highflyer™ Yellow Purple Wing



Yellow Purple Wing
X 2521 / E



Light Violet Shades
X 2551 / E



Highflyer™ Light Violet Shades

Technical Information

Product Use: Packs, pots, mixed containers and landscape/mass plantings

PLUG CULTURE

Germination: Maintain optimal conditions for seedling development, should begin on the day of sowing until root emergence. Expect root emergence in 2-4 days.

Cover: Cover lightly with a thin layer of coarse vermiculite.

Sowing method: 1 seed per plug

Media: pH 5.5-5.8, EC < 0.5

Temperature: Maintain 18-20 °C until root emergence, then lower the temperature gradually to 17-18 °C.

Moisture: Begin with saturated (5) for days 1-5 and then reduce to a moist (3) on day 6. As the seedlings become fully developed with expanded cotyledons the moisture level can be decreased further to a medium (2) on day 9. At this point alternate between a wet (4) and a medium (2) between watering.

Humidity: 95-100 % until day 5; then reduce to 40-60 % to prevent hypocotyl stretch. Provide proper ventilation and horizontal airflow to improve oxygen levels in the media.

Light: Light is not necessary for germination to occur. If using a germination chamber providing a light source of 10-100 ft. candles (100-1,000 lx) will improve germination and overall quality. Going into the second stage of germination, on approximately day 6-7 the light levels can be increased to 6-8 mol/m²/day, 2,000-2,500 ft. candles (20,000-25,000 lx). This is after germination is finished.

Fertilizer: Begin feeding early using a calcium-based fertilizer at lower rates to keep an adequate amount of calcium and nitrogen supplied to the seedlings. On days 5-7 begin feeding with a calcium-based fertilizer (14-2-14; 13-2-13; 15-5-15 or 17-5-17) at 50-60 ppm. Maintain the EC between 0.5 and 0.75. Keep phosphorous levels between 6-8 ppm and boron supplied at 0.5 ppm.

GROWING ON

Media: pH 5.5-5.8; keep the pH in the lower range; EC 1.25-1.5.

Light: Provide 14-22 mol/m²/day (4,000-6,000 ft. candles or 35,000-50,000 lx).

Temperature: Maintain 20-21 °C nights, 18-19 °C days for the first 14 days or until the roots reach the bottom of the container. Thereafter temperatures may be lowered to 16-18 °C day and night. An ADT (average daily temperature) of 19 °C will give the fastest finished crop.

Fertilizer: Fertilize with a calcium-based feed 14-4-14, 15-5-15 or 17-5-15 at 100-150 ppm as needed. Phosphorus levels should be between 8-12 ppm and boron between 0.5-0.75. Keeping the EC below 1.5 will help prevent root problems.

Growth Regulators: B-Nine (daminozide) used as a spray at 2,500-5,000 ppm, A-Rest (ancymidol) used as a spray at 3-4 ppm. At times tank mixes are used combining B-Nine and A-Rest and B-Nine with Cycocel (chlormequat chloride). These combinations tend to give longer lasting effects. For specifics on these and other growth regulators please contact a Benary representative.





Fungicide: Apply fungicides as needed to control root and leaf diseases. Follow the labels recommended rates.

Common Diseases: Botrytis, alternaria leaf spot, downy mildew, thielaviopsis root rot and cercospora leaf spot.

Pests: Primarily aphids and thrips.

Post Harvest: Fertilize with potassium nitrate at 150 ppm 1-2 weeks

Plug Crop Time	
288 tray	5-6 wks
Finished Crop Time (from 288 tray)	
Fall: Potting Date	4-6 wks
Fall: Sales Window	wk 7-12
Spring: Potting Date	17-19 wks
Spring: Sales Window	wk 34-44

				
Highflyer™	Spring: 23-25 wks	10-15 cm	Sun	Raw & BeGreen Primed
	Fall: 8-12 wks	10-15 cm	Sun	Raw & BeGreen Primed

Find detailed tech info in our Technical Guide.

All information is based on our own trials and would therefore be as guideline only. Detailed cultivation aspects vary depending on climate, location, time of year and environmental conditions. Benary expressly disclaims any responsibility for the content of such data / information and makes no representation or warranty for the cultivation of any products listed. It is recommended that growers conduct a trial of products under their own conditions.

Ernst Benary Samenzucht GmbH

Friedrich-Benary-Weg 1
34346 Hann. Münden, Germany
Phone: +49 5541 7009-0
Fax: +49 5541 7009-20
E-Mail: info@benary.com

benary.com

